



### IMPORTANT

*It is important to follow these steps to ensure your Registration Process is super smooth. You will create your BeeCoinWise (BCW) Back-Office and your Celbux Digital Wallet.*

Riaan van Niekerk

# HOW TO SIGN-UP A NEW MEMBER

Version 5

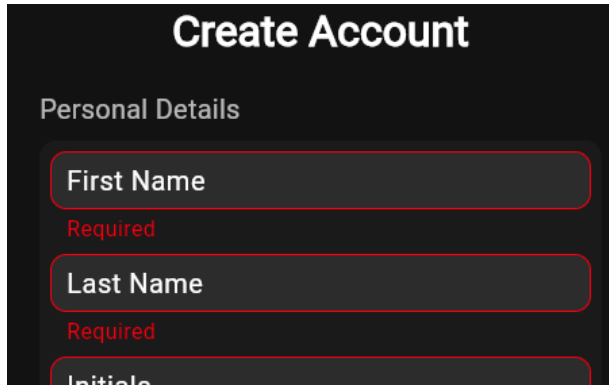
# HOW TO SIGN-UP TO BEECOINWISE

## PLEASE FOLLOW THESE STEPS CAREFULLY WHEN REGISTERING:

### A. You will receive a REGISTRATION LINK:

1. Click on that link:
  - Ex: <https://www.becw.co.za/#/register?memberRef=xxxxxx>
    - ❖ This link you will obtain from the person who introduced you to BCW

### B. The following screen will open: CREATE ACCOUNT



**Create Account**

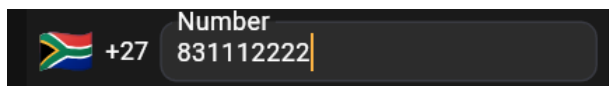
Personal Details

First Name  
Required

Last Name  
Required

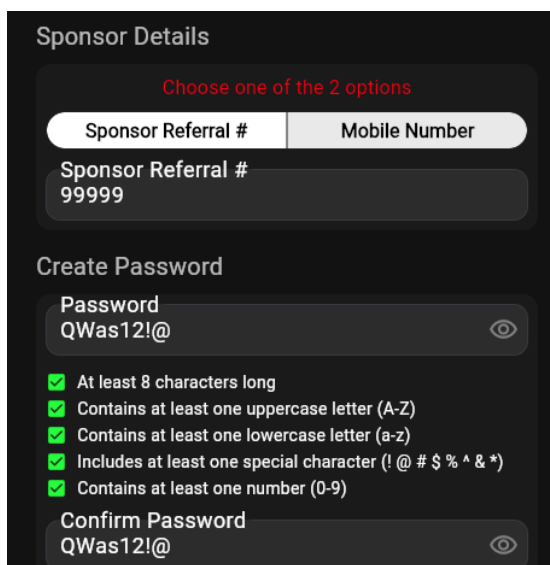
Initials

2. PERSONAL DETAILS:
  - Please complete all fields
3. Please note your **MOBILE NUMBER** must be entered **without the first 0**:
  - Ex: 831112222 (**NOT** 0831112222)
    - ❖ Please make a **SCREENSHOT** of your mobile number



Number  
+27 831112222

4. ADDRESS DETAILS:
  - Please complete all fields
5. SPONSOR DETAILS:
  - **DO NOT** change any details here
6. CREATE PASSWORD:
  - Open the Eye and create your password
  - Type it again to confirm your password
    - ❖ Please make a **SCREENSHOT** of your Password including Sponsor Details



Sponsor Details

Choose one of the 2 options

Sponsor Referral # | Mobile Number

Sponsor Referral #  
99999

Create Password

Password  
QWas12!@

Confirm Password  
QWas12!@

- ✓ At least 8 characters long
- ✓ Contains at least one uppercase letter (A-Z)
- ✓ Contains at least one lowercase letter (a-z)
- ✓ Includes at least one special character (! @ # \$ % ^ & \*)
- ✓ Contains at least one number (0-9)

7. PRIVACY POLICY and TERMS & CONDITIONS:

- Tick the box

8. SIGN UP

- CLICK on **SIGN UP**

**This will create your BeeCoinWise (BCW) Back-Office**


**C. The following screen will show you the BANKING DETAILS for the EFT you need to do later for the payment of your R350 Starter Pack.**

9. PAYMENT OF R350

- You will be doing your Payment of the R350 Starter Pack Fee **AFTER** you have done **Point 10** below which will create your Celbux Account.
- **Section F** will deal with the actual payment of your R350 Starter Pack Fee.

10. CONTINUE


- **BELOW** the Banking Details is a button “**CONTINUE**”
- **CLICK on CONTINUE**
  - ❖ **This will create your CELBUX Wallet**
  - ❖ **NOTE:** You will receive an SMS from Celbux with your **5-Digit PIN**
- **PLEASE NOTE**
  - ❖ If you **do not** receive your Celbux SMS, please login to your BCW Back-Office (as per Section D) and go to Settings and click on the link that says: “**Resend Celbux Welcome SMS**”.



- ❖ If you still don't get your Celbux SMS, please contact your Sponsor immediately and they will do a 1c Transfer to your Wallet which in most cases will activate your Wallet and you should then receive your Celbux SMS containing your 5-Digit PIN.
- ❖ If after your Sponsor has done the 1c Transfer to your Wallet did not activate the SMS to be send to you, please contact Celbux Support and they will assist.

## D. TEST YOUR BCW BACK-OFFICE LOGIN

- Go to: <https://www.becw.co.za>

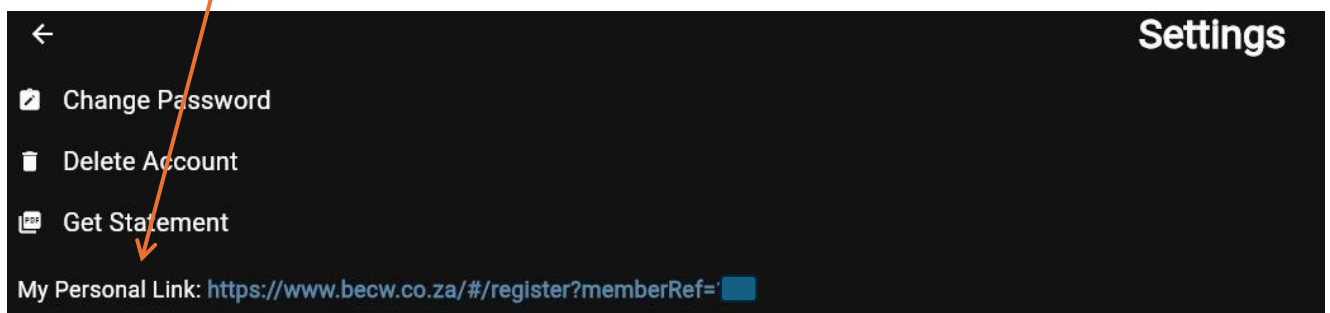


- Click on LOGIN

- **Username:** Mobile Number **without the first 0** (ex: 831112222)
- **Password:** You created your own password in Point 6 above

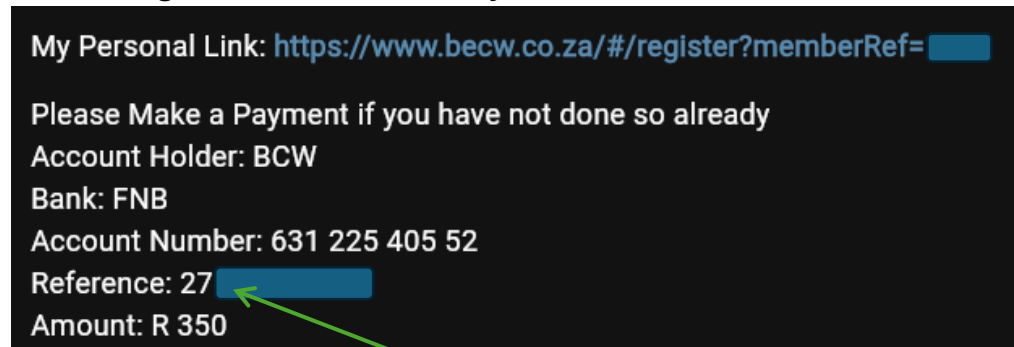
## E. HOW TO GET YOUR OWN PERSONAL REFERRAL LINK

- Do Procedure D and login to your BCW Back-Office
- Click on SETTINGS
  - Your Referral link is shown; click on it and paste it to see the entire link
  - The last 4 digits is your Membership Number
    - Ex: <https://www.becw.co.za/#/register?memberRef=999999>
    - Ex: Your Membership Number is 99999



## F. **BANKING DETAILS FOR YOUR R350 STARTER PACK FEE**

- If you forgot to take a SCREEN SHOT of the BANKING DETAILS during registration, don't worry, you can retrieve it from your BCW Back-Office
- Do Procedure D and login to your BCW Back-Office
- Click on SETTINGS
  - **The Banking Details is shown below your Personal Link**



- **PLEASE** take note of the **REFERENCE** which needs to be used when doing your EFT
  - This number needs to be used as **BENEFICIARY REFERENCE / THEIR REFERENCE** (depends how your Banking App shows it)

**Please send Proof of Payment (POP) to:**

- **BCW Support:** support@becw.co.za
- **Your Sponsor**

## G. TEST YOUR CELBUX LOGIN

- Go to: <https://celbux.com/>
  - Click on LOGIN TO CELBUX
  - The following screen will appear



Login:

Username:

Password:

Login



- **Username:** As per SMS received from Celbux (as mentioned in Section C point 10). It will be your mobile number in the following format: Ex: 27831112222
- **Password:** The 5-Digit PIN as per SMS received from Celbux (as mentioned in Section C point 10)
- Click LOGIN
  - **DO NOT CLICK TWICE!**
  - **CLICK ONLY ONCE** and wait for Celbux to load your Home Page

ALL DONE